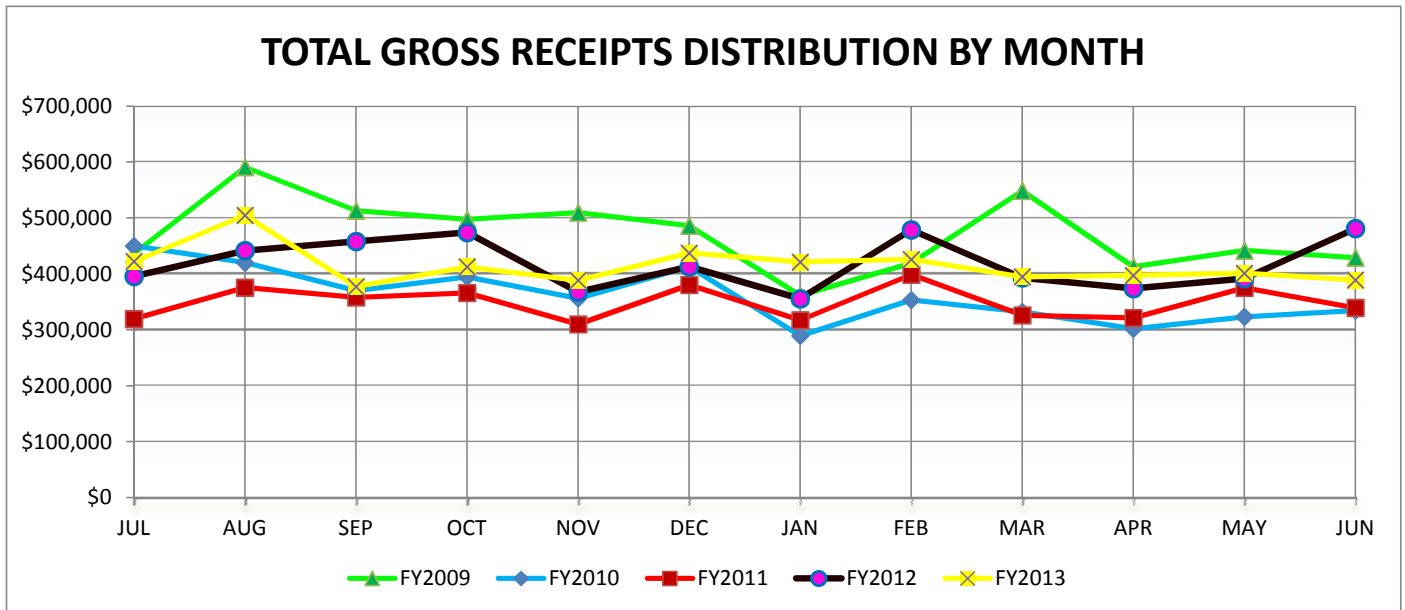


**AZTEC GROSS RECEIPTS TAX DISTRIBUTION
FISCAL YEAR 2013
THROUGH JUNE 2013**

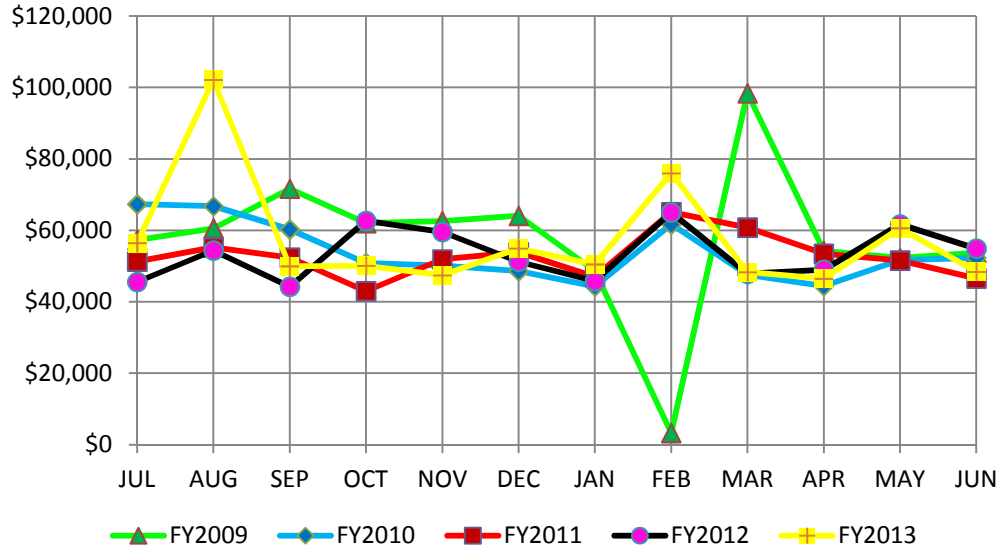


**CITY OF AZTEC
Gross Receipts Taxes
Statistical Report - Cash Basis**

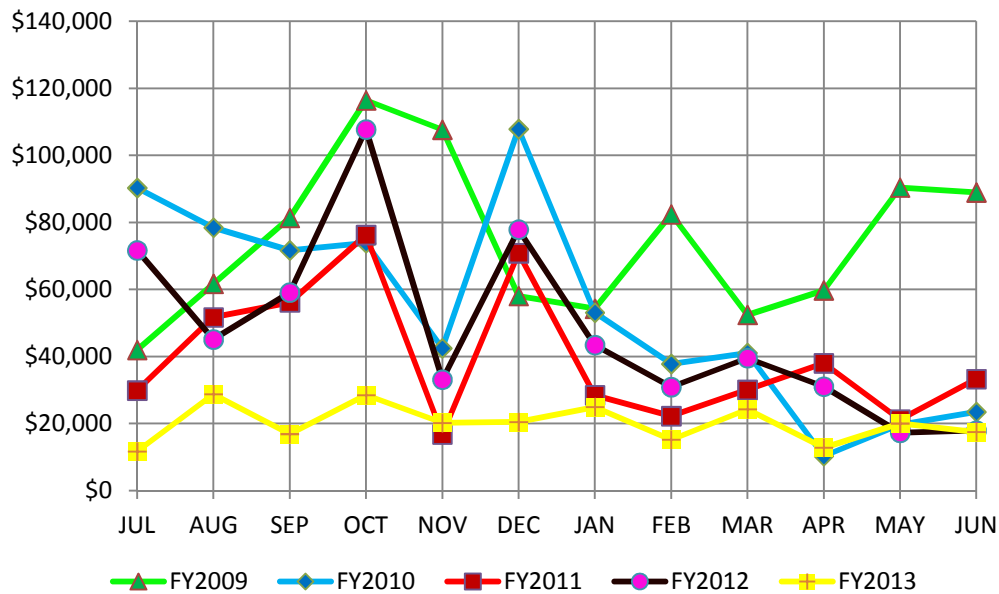
	FY07	FY08	FY09	FY10	FY11	FY12	FY13
Annual GRT Budget	\$ 4,051,961	\$ 4,065,000	\$ 4,370,000	\$ 4,283,723	\$ 3,543,103	\$ 3,682,088	\$ 4,539,545
JULY	267,588	440,597	436,145	449,956	319,399	395,533	422,230
AUGUST	419,782	423,899	590,883	420,169	375,381	441,546	504,814
SEPTEMBER	332,374	370,259	513,184	370,058	358,161	457,860	377,268
OCTOBER	342,936	447,466	497,607	394,764	365,875	473,857	412,321
NOVEMBER	371,613	360,545	509,511	356,256	309,736	367,685	388,425
DECEMBER	367,348	364,772	486,036	412,589	380,301	412,680	437,353
JANUARY	300,683	422,680	361,185	289,317	317,175	355,503	421,238
FEBRUARY	535,439	696,305	418,979	353,322	398,595	478,660	425,851
MARCH	355,743	462,031	548,399	332,045	325,973	392,893	394,699
APRIL	456,292	490,206	413,012	302,073	321,280	373,715	397,218
MAY	420,719	478,734	441,780	323,269	374,928	391,586	401,317
JUNE	330,909	473,319	429,076	334,725	339,183	481,052	388,961
Total Distribution	\$ 4,501,428	\$ 5,430,814	\$ 5,645,797	\$ 4,338,542	\$ 4,185,987	\$ 5,022,570	\$ 4,971,695
% OF Budget Received	111%	134%	129%	101%	118%	136%	110%
AVERAGE DISTRIBUTION	\$ 375,119	\$ 452,568	\$ 470,483	\$ 361,545	\$ 348,832	\$ 418,548	\$ 414,308
CHANGE IN AVERAGE FROM PREVIOUS FISCAL YEAR	10.0%	20.6%	4.0%	-23.2%	-3.5%	20.0%	-1.0%
Difference between Budget to Actual	\$ 449,467	\$ 1,365,814	\$ 1,275,797	\$ 54,819	\$ 642,884	\$ 1,340,482	\$ 432,150
Gross Receipts Tax Rate	7.625%	7.625%	7.625%	7.625%	7.750%	7.750%	7.750%

**AZTEC GROSS RECEIPTS DISTRIBUTION
FISCAL YEAR 2013
THROUGH JUNE 2013
SELECTED REPORTING SECTORS**

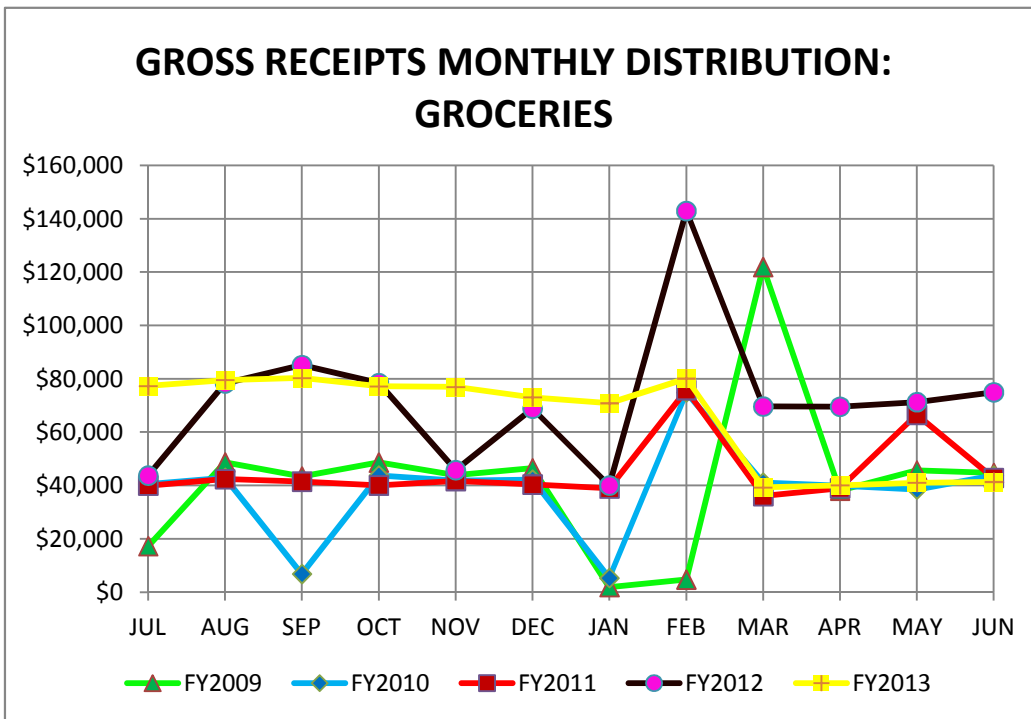
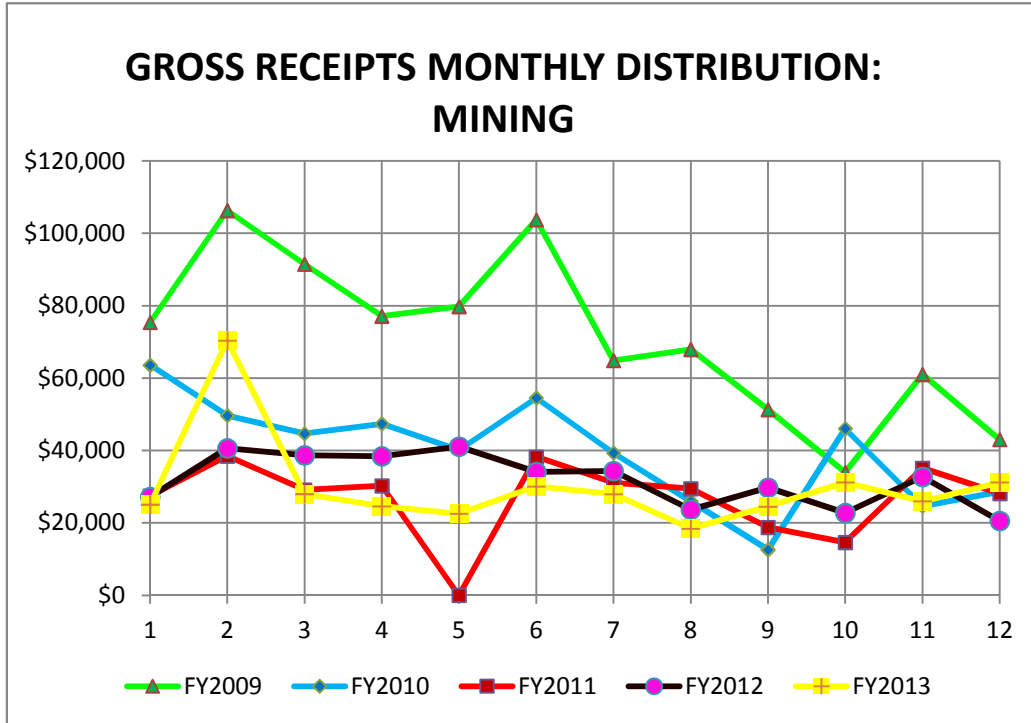
**GROSS RECEIPTS MONTHLY DISTRIBUTION:
RETAIL**



**GROSS RECEIPTS MONTHLY DISTRIBUTION:
CONSTRUCTION**

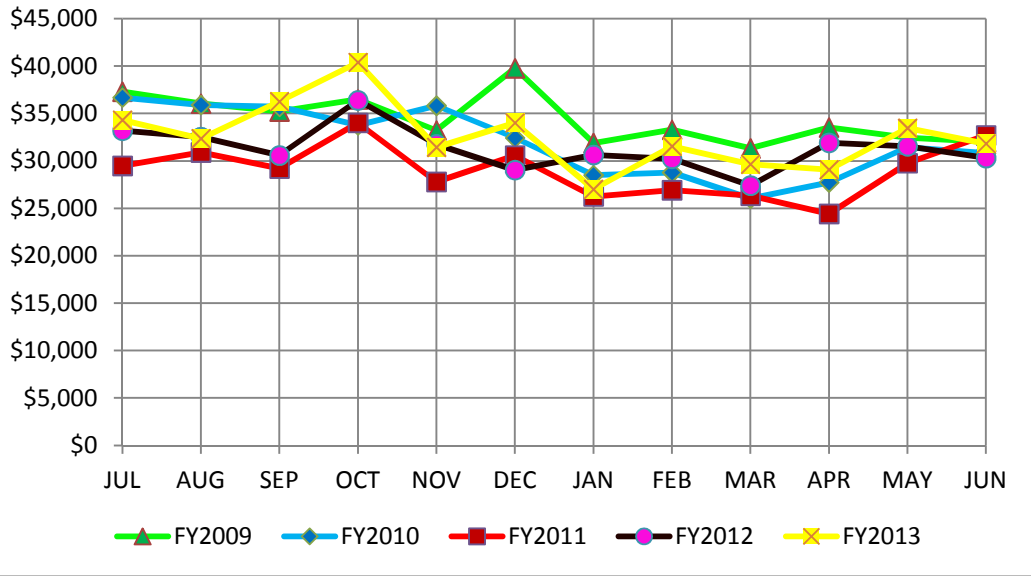


**AZTEC GROSS RECEIPTS DISTRIBUTION
FISCAL YEAR 2013
THROUGH JUNE 2013
SELECTED REPORTING SECTORS**

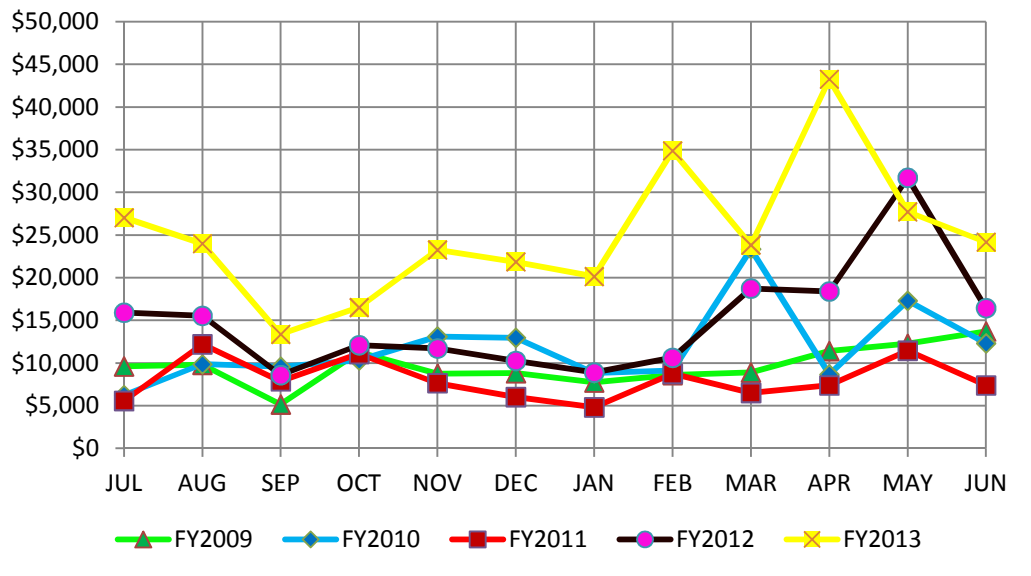


**AZTEC GROSS RECEIPTS DISTRIBUTION
FISCAL YEAR 2013
THROUGH JUNE 2013
SELECTED REPORTING SECTORS**

**GROSS RECEIPTS MONTHLY DISTRIBUTION:
ACCOMODATION & FOOD**



**GROSS RECEIPTS MONTHLY DISTRIBUTION:
HEALTH CARE AND MEDICAL DISTRIBUTION**



**CITY OF AZTEC
FISCAL YEAR 2013
LODGERS TAX TO MAY 2013
GAS TAX JUNE 2013**

