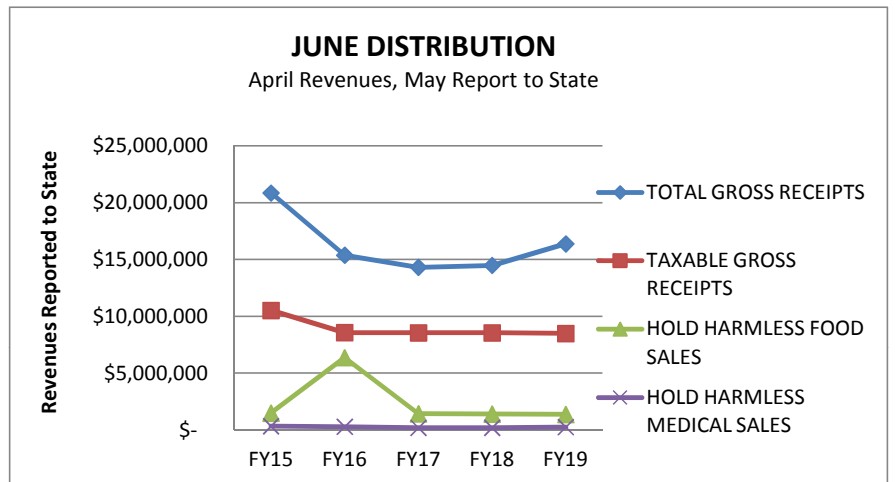


	Note #	JUNE DISTRIBUTION				
		April Revenues; May Report to State				
		FY15	FY16	FY17	FY18	FY19
BUDGET		\$ 386,971	\$ 357,983	\$ 191,870	\$ 242,773	\$ 313,290
DISTRIBUTION (does not include penalties and interest)		\$ 374,674	\$ 467,257	\$ 289,489	\$ 330,205	\$ 348,749
BUDGET TO ACTUAL Red Shade indicates distribution less than budget		\$ 12,297	\$ (109,274)	\$ (97,619)	\$ (87,432)	\$ (35,459)
TOTAL GROSS RECEIPTS	1	\$ 20,852,646	\$ 15,373,732	\$ 14,311,690	\$ 14,477,888	\$ 16,375,042
TAXABLE GROSS RECEIPTS	1 & 2	\$ 10,519,480	\$ 8,560,313	\$ 8,544,191	\$ 8,536,250	\$ 8,485,244
HOLD HARMLESS FOOD SALES		\$ 1,472,419	\$ 6,350,177	\$ 1,411,192	\$ 1,385,701	\$ 1,353,305
HOLD HARMLESS MEDICAL SALES		\$ 317,441	\$ 274,355	\$ 174,756	\$ 182,317	\$ 242,927

1 - DOES NOT INCLUDE HOLD HARMLESS REVENUES

2 - Beginning July 2018, Matched Taxable Gross Receipts Amount is presented

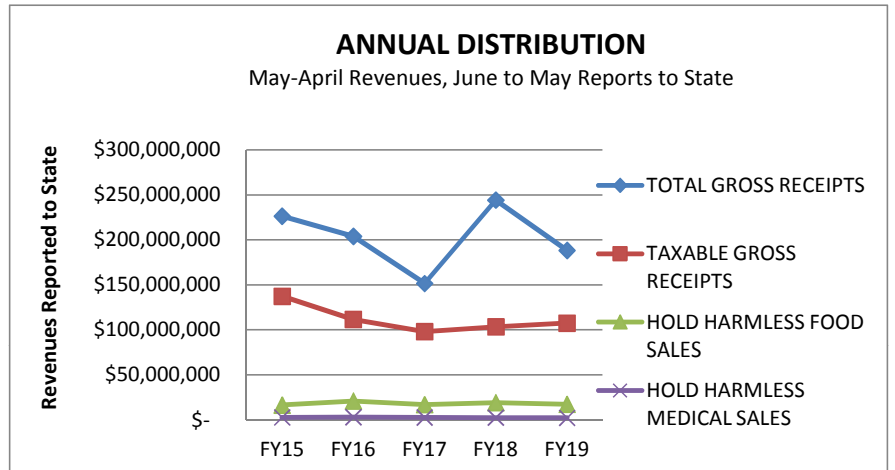
June 2016 Hold Harmless Food Sales includes correction for Dec 14, Jan 15, Apr 16 & May 16



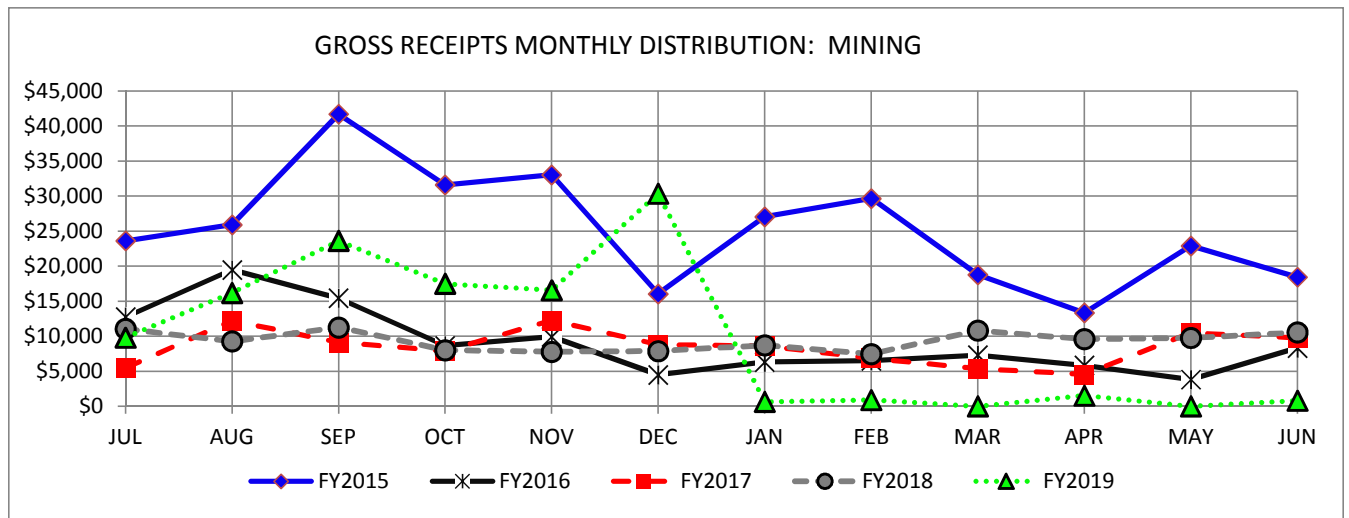
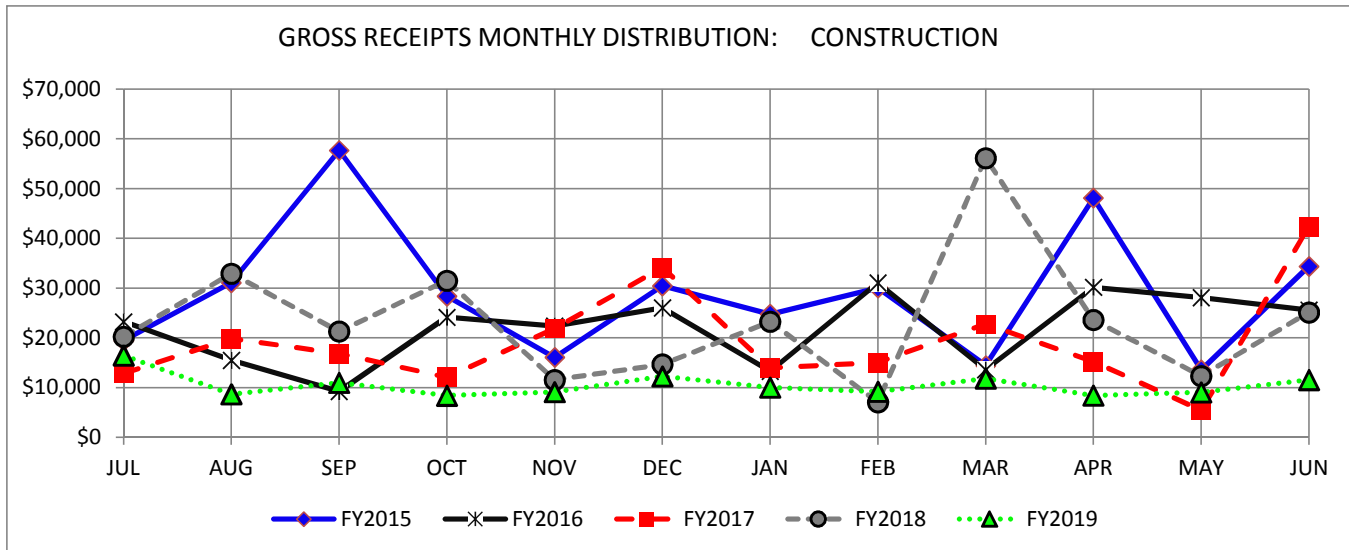
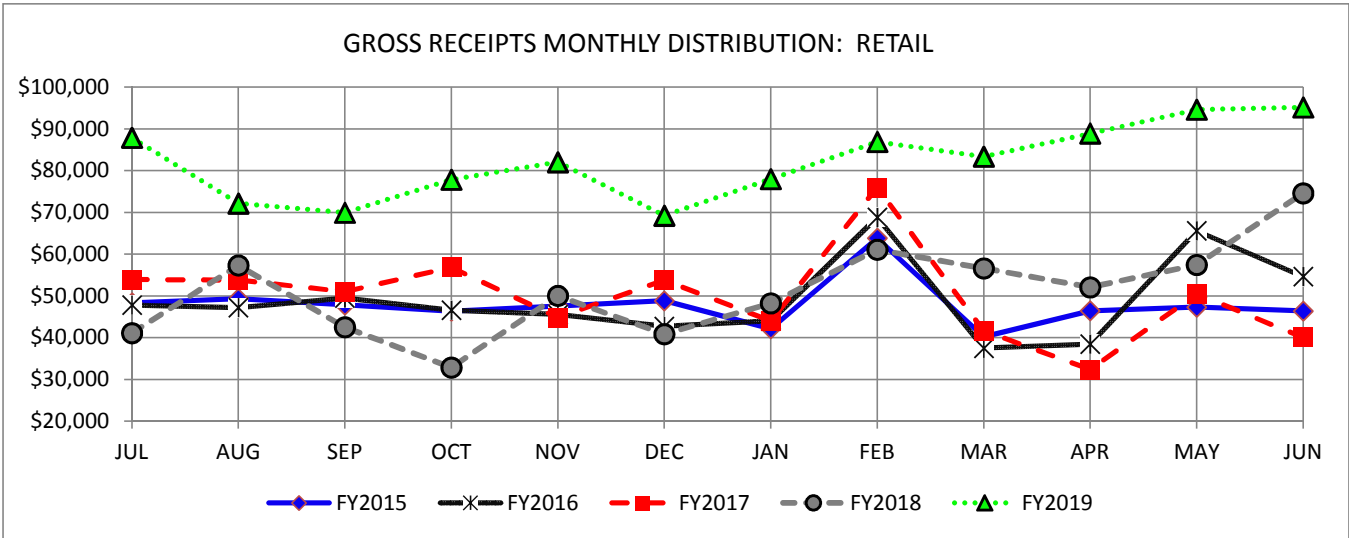
		ANNUAL DISTRIBUTION				
	Note #	FY15	FY16	FY17	FY18	FY19
BUDGET		\$ 4,777,341	\$ 4,493,379	\$ 3,214,046	\$ 3,213,457	\$ 3,671,296
DISTRIBUTION (does not include penalties and interest)		\$ 4,779,640	\$ 4,050,277	\$ 3,520,582	\$ 3,776,239	\$ 3,980,043
BUDGET TO ACTUAL Red Shade indicates distribution less than budget		\$ (2,299)	\$ 443,102	\$ (306,536)	\$ (562,782)	\$ (308,747)
TOTAL GROSS RECEIPTS	1	\$ 226,437,165	\$ 204,061,591	\$ 151,630,195	\$ 244,271,930	\$ 188,384,702
TAXABLE GROSS RECEIPTS	1 & 2	\$ 137,463,401	\$ 111,726,428	\$ 98,108,069	\$ 103,397,956	\$ 107,526,521
HOLD HARMLESS FOOD SALES		\$ 16,415,884	\$ 20,971,948	\$ 16,916,396	\$ 19,120,057	\$ 17,306,143
HOLD HARMLESS MEDICAL SALES		\$ 2,833,619	\$ 3,080,031	\$ 2,728,543	\$ 2,501,747	\$ 2,236,650

1 - DOES NOT INCLUDE HOLD HARMLESS REVENUES

2 - Beginning July 2018, Matched Taxable Gross Receipts Amount is presented

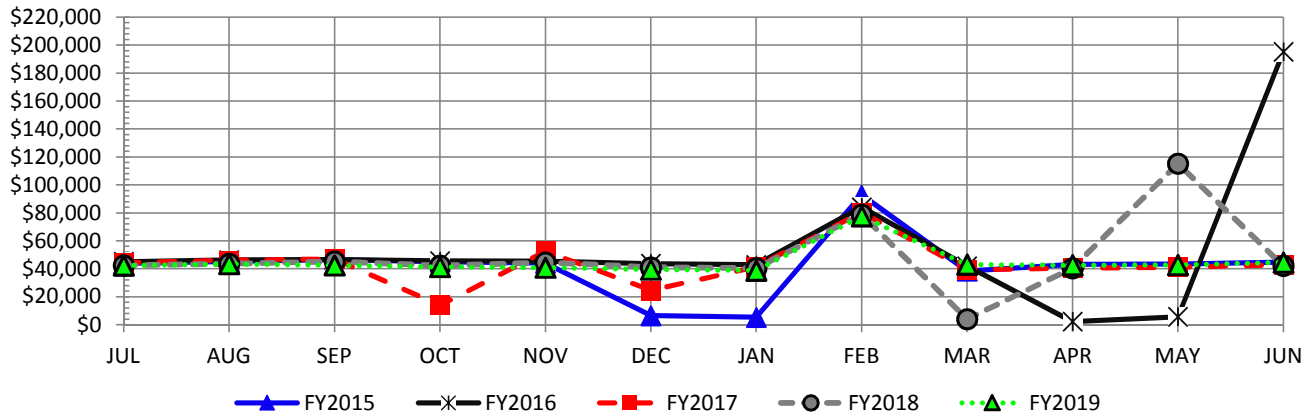


**AZTEC GROSS RECEIPTS DISTRIBUTION
FISCAL YEAR 2019: JUNE 2019
SELECTED REPORTING SECTORS**

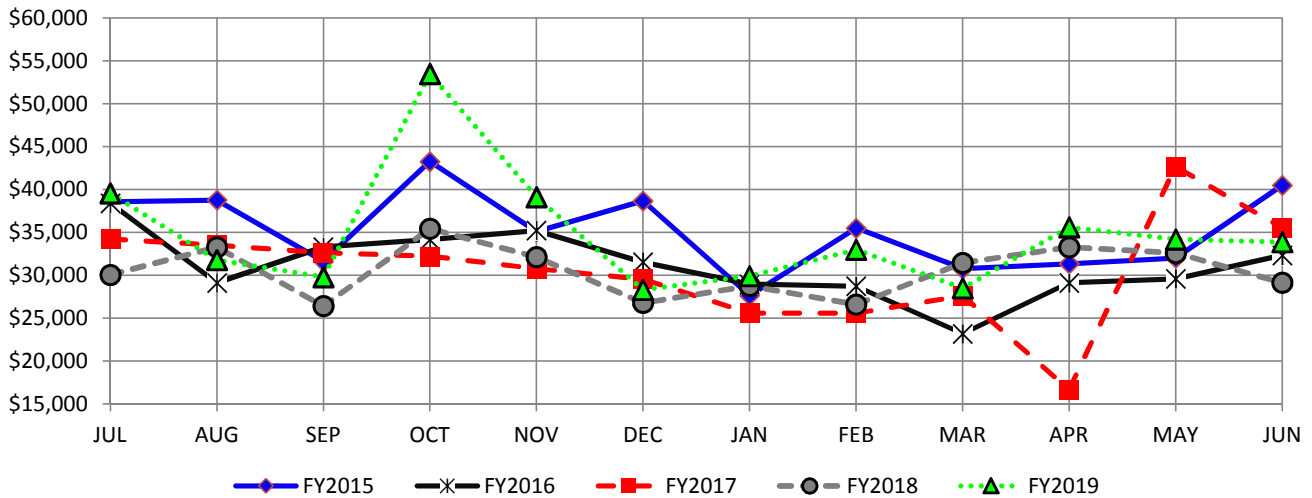


**AZTEC GROSS RECEIPTS DISTRIBUTION
FISCAL YEAR 2019: JUNE 2019
SELECTED REPORTING SECTORS**

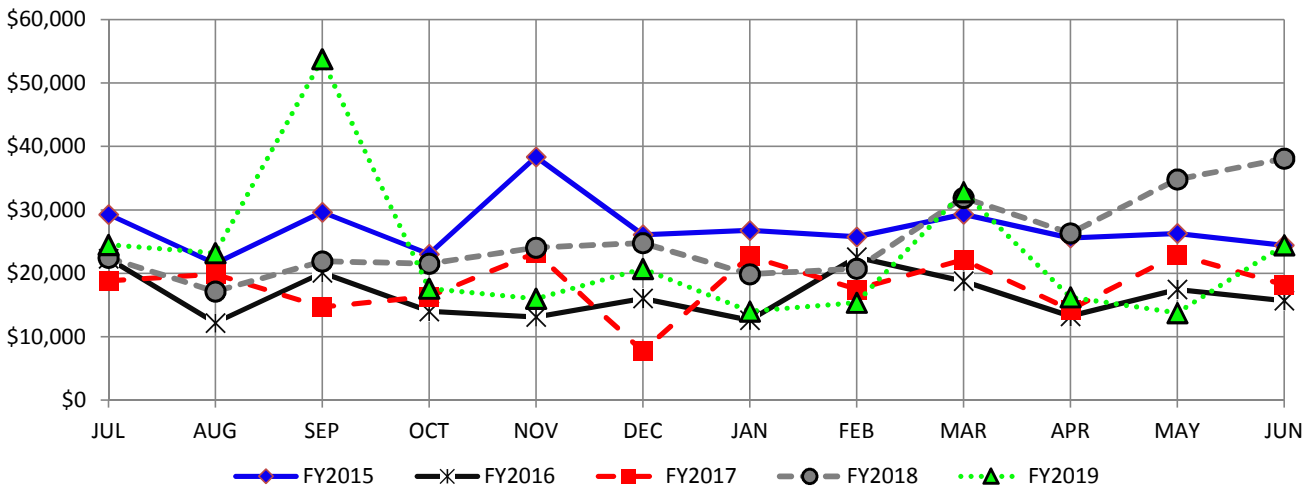
GROSS RECEIPTS MONTHLY DISTRIBUTION: GROCERIES
June 2016 includes correction for Dec 14, Jan 15, Apr 16 & May 16
May 2018 includes correction for March 2018



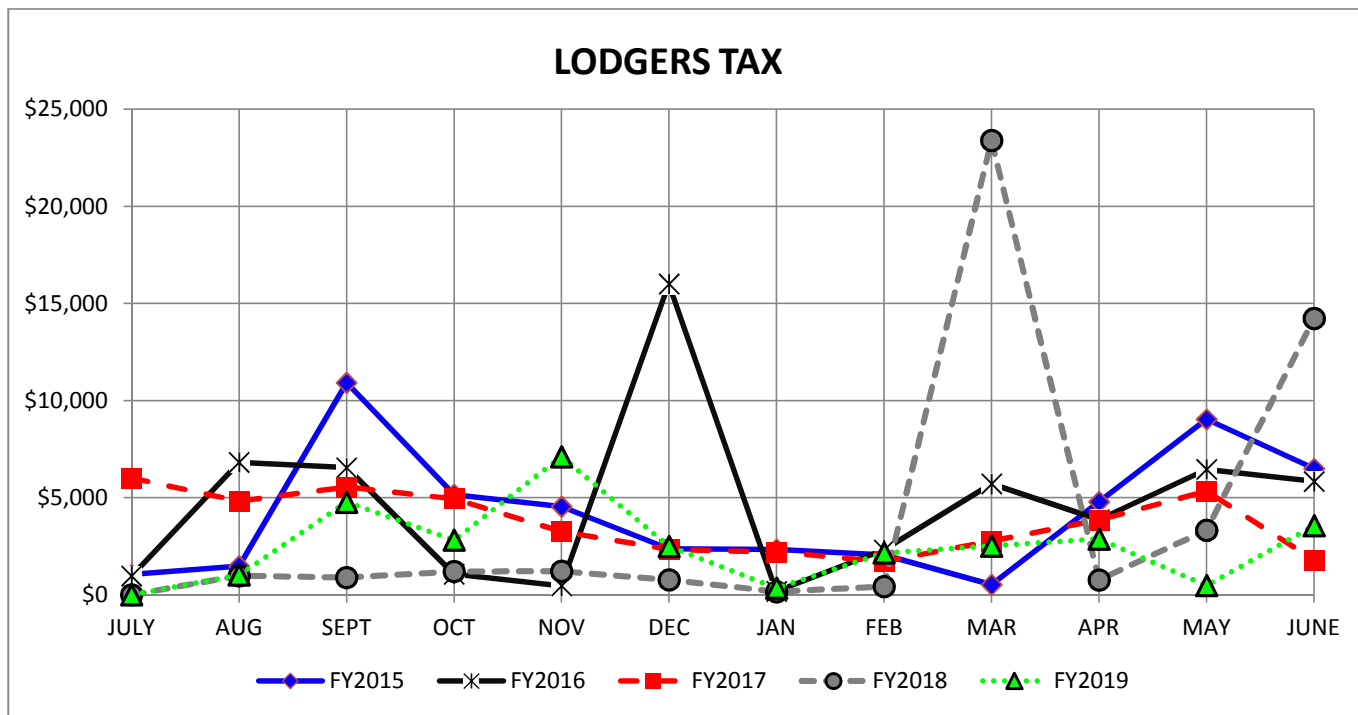
GROSS RECEIPTS MONTHLY DISTRIBUTION: ACCOMMODATION & FOOD



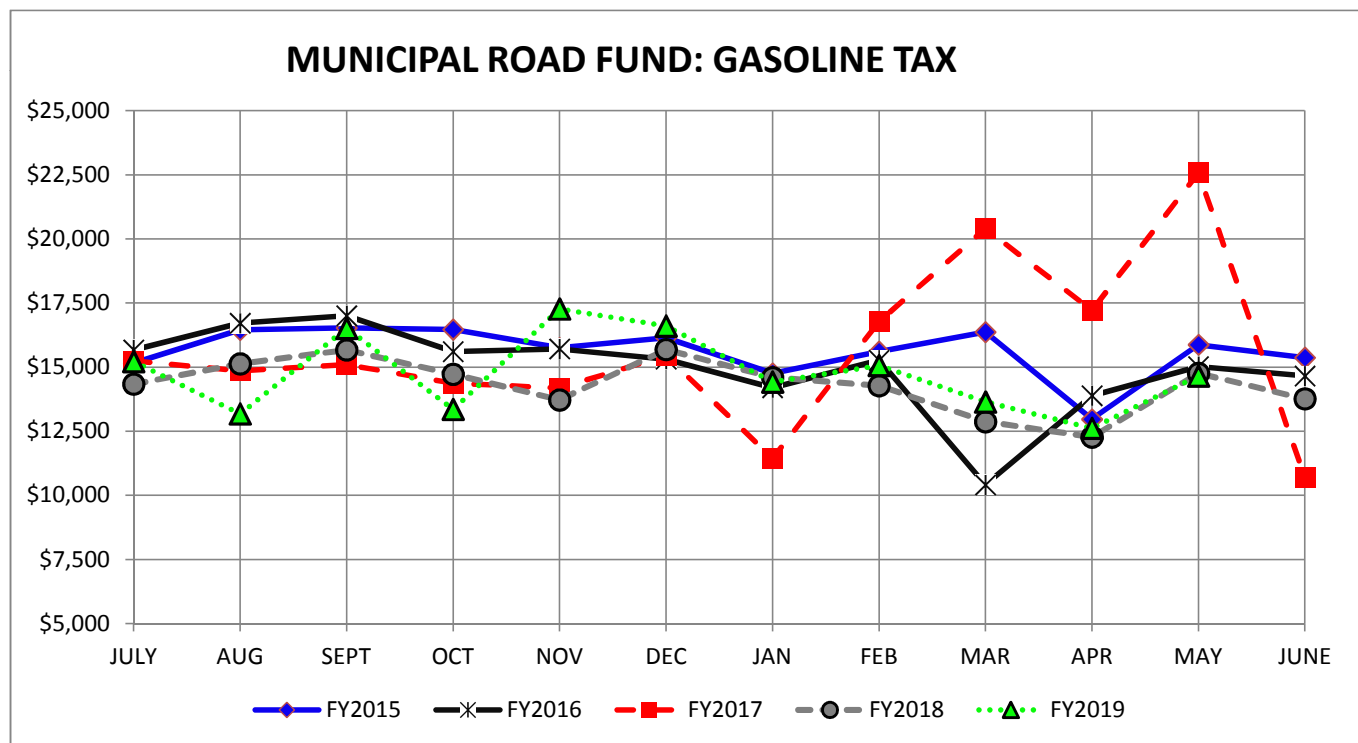
GROSS RECEIPTS MONTHLY DISTRIBUTION: HEALTH CARE AND MEDICAL DISTRIBUTION



**CITY OF AZTEC
LODGERS TAX TO 6-12-2019
GAS TAX MAY 2019**



Amounts are based on when revenues are received by City; not all tax payers report on a monthly basis and occasionally tax payers may report late; causing unusual spikes or dips when graphing the receipts.



Amounts are based on when revenues are received by City; tax payers may submit late to the state or the state may experience delays in distributing funds to the City - resulting in no receipts or unusual spikes or dips on the graph

GRT Sector Averages FY15 through FY19

