

# 2018 Year in Review

## An Overview of City Services

A desirable place to live, work and play; rich in history and small town values!

**Aztec Government:**

**Aztec Tourism:**

**Aztec Library:**

**Like Us on Facebook:**

**Community Notification:**

[www.aztecnm.gov](http://www.aztecnm.gov)

[www.aztecnm.com](http://www.aztecnm.com)

[www.azteclibrary.org](http://www.azteclibrary.org)

[www.facebook.com/aztecnewmexico](http://www.facebook.com/aztecnewmexico)







Dear Citizens of Aztec,

City Staff is proud to present you with our year end review of our accomplishments including projects and events that have occurred in the City this past year. Our goal each day is to ensure faith in government through the transparent and effective operations of our local government. City staff works diligently to provide the services that you as Citizens of Aztec expect and deserve.

The year of 2018 brought a major challenge to the City as the Four Corners experienced severe drought conditions. The conditions of our local water supplies caused the majority of our local communities to initiate water conservation measures. As we move into 2019, the Four Corners area remains in drought conditions but conditions have improved with recent weather events and we hope that we see an improvement in moisture levels for the upcoming year.

2018 also brought the election of three new City Commissioners and the hiring of three new Department heads to lead the Public Works Department, Parks & General Services Department, and the Aztec Public Library.

As we enter 2019, we look forward to new challenges and pledge to do the best we can to continue to make Aztec "A desirable place to live, work and play; rich in history and small town values!"

Respectfully,

Steve Mueller, City Manager

# Executive Office

## 2018 Commissioners



**DISTRICT 1**  
(2016 - 2020)

Austin R. Randall

[arandall@aztecm.gov](mailto:arandall@aztecm.gov)

**DISTRICT 2**  
(2018-2022)

Rosalyn A. Fry (Mayor Pro-tem)

[rfry@aztecm.gov](mailto:rfry@aztecm.gov)

**DISTRICT 3**  
(2016 - 2020)

Sherri Sipe

[ssipe@aztecm.gov](mailto:ssipe@aztecm.gov)

**DISTRICT 4**  
(2018- 2022)

Victor C. Snover (Mayor)

[vsnover@aztecm.gov](mailto:vsnover@aztecm.gov)

**DISTRICT 5**  
(2018 - 2022)

Mark E. Lewis

[mlewis@aztecm.gov](mailto:mlewis@aztecm.gov)

# Department Directory

			Page
Administration / City Hall	Steve Mueller <i>City Manager</i>	334-7606 smueller@aztecnm.gov	6
	Karla Saylor <i>City Clerk/Personnel Administrator</i>	334-7603 ksaylor@aztecnm.gov	6
Animal Care and Control	Tina Roper <i>Director</i>	334-7678 troper@aztecnm.gov	7
Community Development	Steven Saavedra <i>Director</i>	334-7605 ssaavedra@aztecnm.gov	8
	Andrew Camillo <i>Code Compliance Officer</i>	334-7697 acamillo@aztecnm.gov	9
Electric Department	Ken George <i>Electric Director</i>	334-7665 kgeorge@aztecnm.gov	28
Finance	Kathy Lamb <i>Finance Director</i>	334-7653 klamb@aztecnm.gov	10
Fire Department	Kevin Simpson <i>Fire Chief</i>	334-1180 (administrative) ksimpson@aztecnm.gov	17
Information Technology	Wallace Begay <i>IT Director</i>	334-7688 wbegay@aztecnm.gov	17
Library	Angela Watkins <i>Library Director</i>	334-7657 awatkins@aztecnm.gov	18
Motor Vehicle Division	Delain George <i>MVD Director</i>	334-7691 dgeorge@aztecnm.gov	19
Municipal Courts	Carlton Gray <i>Municipal Judge</i>	334-7640	20
Parks & Recreation / General Services	Jeff Blackburn <i>General Services Director</i>	334-7664 jblackburn@aztecnm.gov	21
Police Department	Mike Heal <i>Chief of Police</i>	334-7620 (administrative) mheal@aztecnm.gov	22
Projects Management / Tourism	Edward Kotyk <i>Special Projects - Tourism Manager</i>	334-7689 ekotyk@aztecnm.gov	23
	Wilann Thomas <i>Visitor Center Supervisor</i>	334-9551 goaztec@aztecnm.gov	26
Public Works / Water & Wastewater	Steve Morse <i>City Engineer-Public Works Director</i>	334-7661 smorse@aztecnm.gov	24
Senior-Community Center	Cindy Iacovetto <i>Director</i>	334-7617 ciacovetto@aztecnm.gov	25
Utility Customer Service	Delain George <i>Director</i>	334-7670 dgeorge@aztecnm.gov	29
Youth Conservation Corp	City Staff		27
Aztec Sparkles			31

# Social Media

	<b>Facebook</b>	<b>Twitter</b>
City of Aztec	aztecnewmexico	@cityofaztec
Airport		@aztecairport
Animal Shelter	Friends of the Aztec Animal Shelter	
Library	aztec public library	
Police Department	aztecpd	
Tourism	CityofAztec	

# Administration

## City Clerk / Human Resources

	<u>2018</u>	<u>2017</u>	<u>2016</u>
Current number of employees	91	90	80
Newly hired employees (full time)	16	19	15
Newly hired employees (part-time)	5	7	3
Newly hired employees (seasonal)	1	5	4
Newly hired employees (YCC, summer only)	16	13	18
Terminated employees (quit or fired)	24	27	17
Total Regular Hours Worked	188,259	192,144	196,204
Total Overtime Hours Worked	6,064	5,696	5,472
Total Wages	\$4,434,382	\$4,514,952	\$4,496,910
# of Women Employees	55	56	49
# of Native American Employees	10	9	11
# of Hispanic / Latino Employees	23	23	19
# of African American Employees	3	2	1
<i>Total</i>	91	90	80
<b>Commission Meetings</b>			
Regular Commission Meetings	23	23	23
Special Commission Meetings	0	4	5
Workshops	2	10	8
<i>Total</i>	25	37	36
<b>Claims</b>			
Tort	9	15	7
Workman Comp	10	6	7
<b>Employees</b>			
Full-time: 3			
Part-time: 1			



# Animal Care and Control

## Cases / Animals Received

	<u>2018</u>	<u>2017</u>	<u>2016</u>
Dogs	2708	2,890	2,491
Cats	1895	1,897	1,761
Other Animals	69	100	78
<i>Total</i>	<b>6,690</b>	<b>4,887</b>	<b>4,330</b>

## Spayed / Neutered

Dogs	646	648	566
Cats	375	354	403
<i>Total</i>	<b>1,021</b>	<b>1,002</b>	<b>969</b>

## Adoptions

Dogs	166	164	157
Cats	113	104	132
Other Animals	29	36	22
<i>Total</i>	<b>308</b>	<b>304</b>	<b>311</b>

## Returned

Dogs	587	564	562
Cats	11	37	52
Other Animals	2	13	2
<i>Total</i>	<b>600</b>	<b>614</b>	<b>616</b>

## Transferred to Rescue Groups

Dogs	773	909	630
Cats	613	366	147
Other Animals	13	8	28
<i>Total</i>	<b>1,399</b>	<b>1,283</b>	<b>805</b>

## Revenues

Donations	\$65,881	\$69,920	\$28,972
Bernalillo	\$10,916	\$27,723	\$0
Bloomfield	\$69,328	\$45,331	\$42,035
SJ County	\$238,761	\$125,561	\$223,269
<i>Total</i>	<b>\$384,886</b>	<b>\$268,535</b>	<b>\$294,276</b>



Like Us on Facebook: Friends of the Aztec Animal Shelter

## Employees

Full-time: 6  
Part-time: 1



**PETHARBOR**  
Find a friend. Save a life.

# Community Development

## Planning & Land Use Permits

	<u>2018</u>	<u>2017</u>	<u>2016</u>
Affidavit of Compliance	12	NR	NR
Commercial	0	5	8
Demolition	0	2	1
Conditional Use	3	2	1
Land Use	0	23	1
Oil & Gas	5	0	2
Plats	13	17	20
Residential	23	6	29
Signs	77	96	70
Variances	4	3	1
Zones Changes	3	3	2
<i>Total</i>	<i>140</i>	<i>157</i>	<i>135</i>

The Community Development commenced 2018, by teaming up with Consensus Planning for Aztec's Metropolitan Redevelopment Area Downtown Plan. The MRA's purpose is to improve the economic environment, create jobs, and advance economic diversity to the City and the region. This is the City's guidebook for revitalization of Downtown Aztec over the next ten years. A workshop was held in the former Boston Music Studios at 109 S. Main Avenue on January 22 and 23, 2017. The purpose of the workshop was to gain input from stakeholders and the public on their visions and improvements for Downtown Aztec. The workshop included SWOT analysis, community asset mapping, community surveys, and a public presentation on the findings.

In June of 2018 the City of Aztec adopted the MRA Downtown Plan to accomplish various goals, which includes:

- Downtown Aztec is a cultural heritage destination that draws visitors looking to experience the history, culture, and authentic sense of place as exemplified by the Aztec Ruins, Main Avenue Historic District, Lover's Lane, Church Street Historic District, and Aztec Museum and Pioneer Village
- Downtown Aztec buildings have been restored and preserved through redevelopment and adaptive reuse by private investors using a variety of state and federal tax incentives and funding resources. Small retail stores, restaurants, coffee shops, boutique motel, and B&Bs are open and buzzing with activity.
- Downtown Aztec is a place where visitors can ride their bicycles or park their vehicles once and leisurely walk, shop, and eat without having to get back in their vehicles. The heavy truck traffic that once dominated Main Avenue has been rerouted to the arterial route and the traffic flow within the Downtown core has been reduced to a safer speed.
- Downtown Aztec is host to regularly scheduled community events and celebrations that are held at the newly renovated plaza along Main Avenue and Minium Park.

Community Development worked with Dr. Tim Castillo from the University of New Mexico - School of Architecture & Planning. Dr. Castillo filmed areas of Aztec. This film highlights planning efforts in and around New Mexico. Below is a link to the short film.

[https://www.youtube.com/watch?v=2epI\\_ItKvzs&feature=youtu.be](https://www.youtube.com/watch?v=2epI_ItKvzs&feature=youtu.be)

Community Development worked with the City Commission to establish an overlay zoning district for



the N. Main Development Area. With the help of Russell Engineering the North Main Overlay (NMO) is intended to provide standards that encourage development of an active, pedestrian-oriented retail and mixed-use district linking Downtown Aztec via the pedestrian plaza and the trailhead to the Animas River Trail and Aztec Ruins National Monument.

The City of Aztec has seen an increased in activity from the Oil and Gas sector. The Community Development Department received five (5) reclamation applications from Hilcorp Inc. All gas wells were located inside city limits. All oil and gas well applications were approved by the City Commission.

The City of Aztec was awarded and recommended by the New Mexico Department of Transportation to proceed further, as the road diet was considered for Federal Fiscal Year (FFY) 2020 and 2021 Transportation Alternatives Program (TAP) Funding within the MPO Planning Area, please see the attached Project Feasibility Form.

A cell phone tower company has leased property in Aztec to install a new GSM cell phone tower. Currently, the tower company needs to acquire easements and zoning permits for the indented use. This cell phone tower adds better cell phone and mobile data service to Aztec and surrounding areas.

Community Development work with the City Commission to establish aesthetics requirements for cell phone and communication towners, zoning requirments and regulations for medical cannibas, adjusting zoning application fees, the International Property Maintenance Code (IPMC).

### **Code Compliance**

The Code Compliance Division is comprised of one code compliance officer. The primary duty of code compliance officers shall be to enforce the City of Aztec Municipal Code in conjunction with other departments, city officials and other outside agencies to maintain cleanliness, appearance, health, wellbeing, and safety of the City of Aztec. The Code officer issued over 170 cases in 2018. These cases ranged from weeds, wrecked cars, trash, etc. Currently, only 17 cases remain open and or unresolved in Aztec.

The Code Enforcement Division has focused on abandoned and foreclosed residential units in Aztec. Since, the downturn in the economy, there has been an increase in foreclosed homes in San Juan County. Foreclosed properties can negatively influence, property value, increase criminal activity, and deter the appearance of the neighborhood. As a response, the Code Enforcement Officer ushered in the International Property Maintenance Code (IPMC). This code regulates the minimum maintenance requirements for existing buildings. The IPMC is a maintenance document intended to establish minimum maintenance standards for basic equipment, light, ventilation, heating, sanitation, and fire safety. The IPMC was formally adopted in December of 2018.

The Code Enformcent Division has sussfully worked with property owner and banks to clean vacant and forclosed properties.

### **The HUB Business Incubator**

EDAB will review the new business Incubator application. Anyone interested in renting office/retail space at the HUB needs to complete the application. EDAB will consider the application and determine if the applicant is a good fit for the HUB. The Aztec Business Incubator is in the process of closing for remodel. However, the City Commission will hold a workshop in early 2019 to discuss the HUB and the long-term goals of the business incubator.

### **Community Development 2018**

Community Development Welcomed Andrew DiCamilo (Code Enforcement Officer) and Erikka Martinez (Executive Administrator).

# Finance

## REVENUES AND EXPENSES

The total expenditures for the City of Aztec for FY 2018 (July 2017 through June 2018) was \$17,998,378. Of that total, 34% or \$6,186,570, including transfers out, was for General Fund use. Other governmental funds are created to account for specific activities.

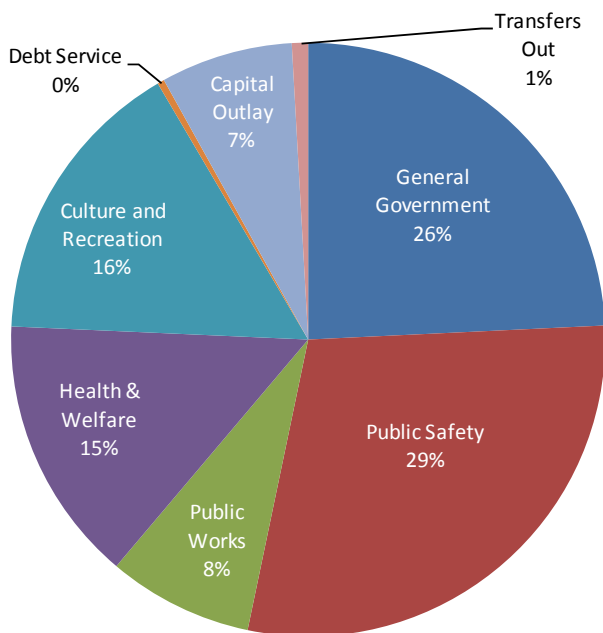
### GENERAL FUND

The General Fund is the primary operating fund of the City. It exists to account for the resources used to pay for the services traditionally associated with local government, such as police and fire protection, parks & recreation, public library, senior center, planning and community development and general administration of the City.

#### WHERE DID THE MONEY COME FROM?

The city receives .03 gross receipts tax revenue for each taxable dollar spent in Aztec. Gross receipts tax is the primary source of revenue for the General Fund. In FY18, 47.5% of the revenues were gross receipts tax.

	FY18	FY17
Gross Receipts Tax	\$ 3,164,724	\$ 2,913,773
Property Taxes	\$ 560,480	\$ 642,210
Franchise Taxes	\$ 105,035	\$ 107,938
Payment in Lieu of Tax	\$ 448,016	\$ 421,205
Other Taxes	\$ 37,295	\$ 37,549
Fees and Fines	\$ 295,735	\$ 319,759
Intergovernmental	\$ 375,766	\$ 589,103
Services	\$ 665,564	\$ 688,985
Misc Income	\$ 304,309	\$ 290,780
Licenses & Permits	\$ 24,640	\$ 27,570
Interest Earnings	\$ 24,678	\$ 8,972
Transfers In	\$ 650,000	\$ 21,823
<b>GRAND TOTAL</b>	<b>\$ 6,656,242</b>	<b>\$ 6,069,667</b>



#### HOW WAS THE MONEY SPENT?

General Government Includes  
 Commission | City Administration |  
 Courts | Finance | City Attorney |  
 MVD | Information Technology |  
 Building Maintenance |  
 Community Development |  
 Project Management

GENERAL FUND

## OTHER GOVERNMENTAL FUNDS

SPECIAL REVENUE FUNDS					
		FY18		FY17	
<b>Revenues</b>	\$	785,711	\$	673,190	
<b>Expenses</b>	\$	548,723	\$	722,332	
<b>Transfers In</b>	\$	55,000	\$	0	
<p>These funds are used to account for revenues derived from specific taxes, grants or other restricted revenue sources. The uses and limitations of each special revenue fund are specified by City ordinance, federal or state statutes.</p> <p>Special Revenue Funds include Municipal Road Fund, Law Enforcement Protection Fund, State Fire Fund, Corrections Funds, Lodgers Tax Fund, Development Fees Fund, and Airport Fund.</p>					

CAPITAL PROJECT FUNDS					
		FY18		FY17	
<b>Revenues</b>	\$	489,626	\$	447,741	
<b>Expenses</b>	\$	354,102	\$	358,360	
<b>Transfers In</b>	\$	0	\$	0	
<p>These funds are used to account for financial resources used for the acquisition or construction of major capital facilities. Revenue sources include dedicated tax revenues and grants (federal and state).</p> <p>Variances in capital project funds are due to the one-time nature of large capital projects. One year could include a large construction project and the next year may or may not.</p> <p>Current debt carried in the fund includes the Aztec Library construction (project completed in 2005, debt paid in full January 2019) and Tiger Water Reservoir and recreation area (project completed in 2011, debt payments continue until May 2031)</p>					

## ENTERPRISE FUNDS

Enterprise funds are used to account for operations that are financed and operated in a manner similar to private business enterprises. The costs of providing services to the public are financed or recovered primarily through user charges. The City of Aztec has a Joint Utility Fund which includes Electric, Water and Wastewater and separate enterprise funds for Irrigation, and Solid Waste.

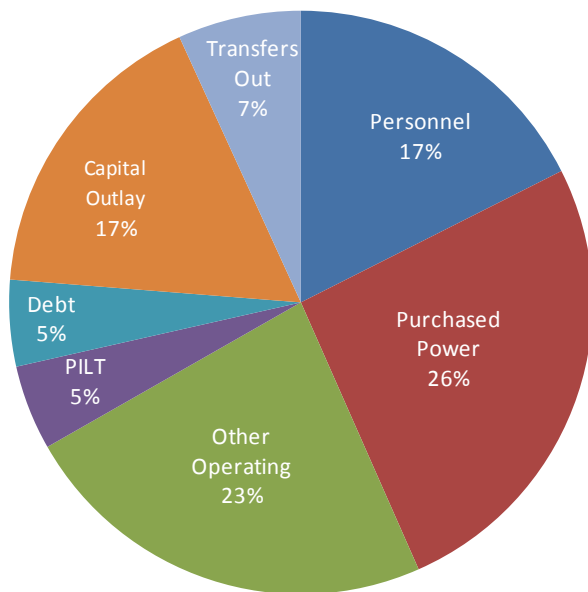


## JOINT UTILITY FUND

	FY18	FY17
Charges for Services	\$ 9,132,685	\$ 8,660,578
Miscellaneous	\$ 126,283	\$ 87,266
Gross Receipts Tax	\$ 79,437	\$ 73,203
Intergovernmental	\$ 150,615	\$ 401,735
Investment Earnings	\$ 141,176	\$ 68,760
Loan Proceeds		\$ 3,324,802
<b>GRAND TOTAL</b>	<b>\$ 9,630,196</b>	<b>\$12,616,344</b>

### REVENUES

The **Joint Utility Fund** accounts for the operations of the electric, water and wastewater utilities. Electric rates were adjusted July 2018, water and wastewater rates in October 2017.



### HOW WAS THE MONEY SPENT?

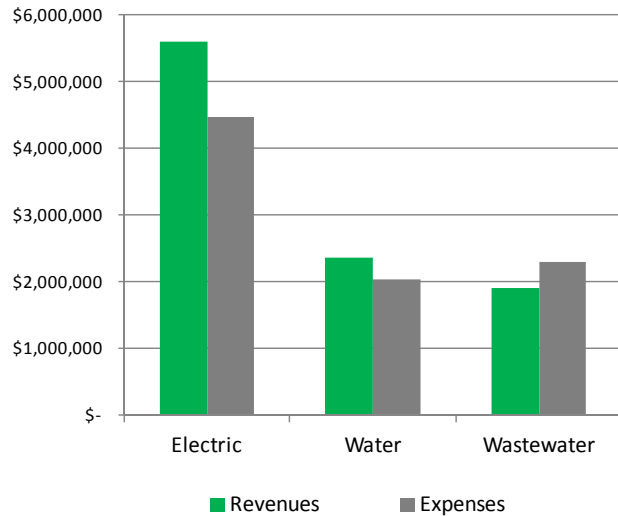
\$ 9,513,701 FY18  
\$13,181,479 FY17

PILT – Payment in Lieu of Tax; represents the amount which would be paid to the City if utilities were provided by another entity/business. The funds are transferred to the General Fund.

A one-time transfer to General Fund was completed during FY18. The transfer was necessary for General Fund to meet its operating requirements.

In 2016, the City retained the services of Raftellis Financial Consultants to conduct a cost of service and rate study. One of the goals of the study is to establish rates for electric, water and sewer which support the costs of the individual utility. Another goal is to establish rates which would provide capital funds for future improvements. Based on this study, a five year electric rate structure was approved by the City Commission in September 2017. The Commission did not adopt a rate structure for water and sewer which was based on meter size and approved flat increases to all water and sewer customers which were effective in October 2017.

### REVENUES and COSTS BY UTILITY



The chart above compares revenues and costs for each utility. Costs do not include depreciation or transfers out. The sewer utility continues dependence on electric and water revenues and to be self-supporting, will require additional rate increases in the future. The water utility is self-supporting in FY18.

IRRIGATION FUND				
	FY18		FY17	
<b>Revenues</b>	\$	1,020	\$	484
<b>Expenses</b>	\$	7,480	\$	8,088
<b>Transfers In</b>	\$	0	\$	0

The irrigation fund is supported by fees established for assessment districts within the City. The fees are for the maintenance of specific drainage systems within the assessed districts.

SOLID WASTE FUND				
	FY18		FY17	
<b>Revenues</b>	\$	755,385	\$	673,190
<b>Expenses</b>	\$	718,412	\$	722,332
<b>Transfers In</b>	\$	0	\$	0

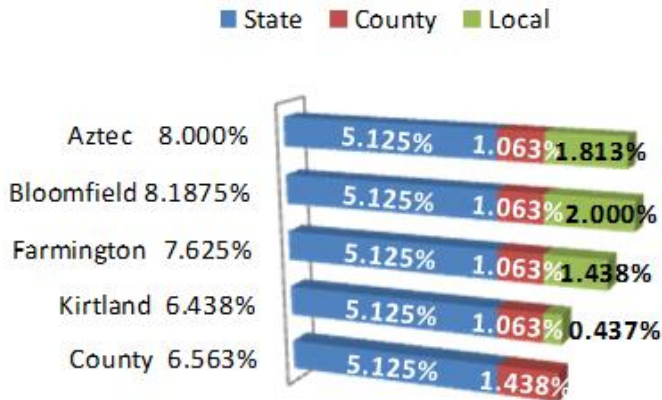
Trash collection and recycling station are funded solely by user fees collected from residents and commercial customers. The City contracted trash collection services through Transit Waste. Solid waste user fees were increased in August 2018. Effective March 2019, Waste Management of New Mexico will provide trash collection services. Rates are scheduled to increase in March 2019. Recycling services are scheduled for implementation in the fall of 2019.

## GROSS RECEIPTS TAX

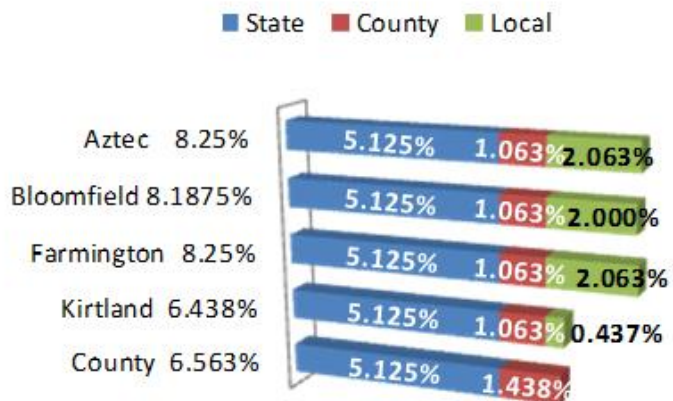
The largest revenue resource in the City's General Fund is Gross Receipts Tax (GRT). Specific increments of GRT also benefit the Municipal Road Fund, Capital Projects Fund and Joint Utility Fund. The City's rate of 8% is comprised of state, county and city tax increments. While the city increment has not increased since July 2004; both the state and county have increased their rates which have increased the total rate in Aztec. The city receives .03 gross receipts tax revenue for each taxable dollar spent in Aztec.

Effective January 2019, the City's gross receipts tax rate increased to 8.25%, the result of the City Commission implementing a .25% increment in the Municipal Gross Receipts tax rate.

### 2018 GROSS RECEIPTS TAX RATES



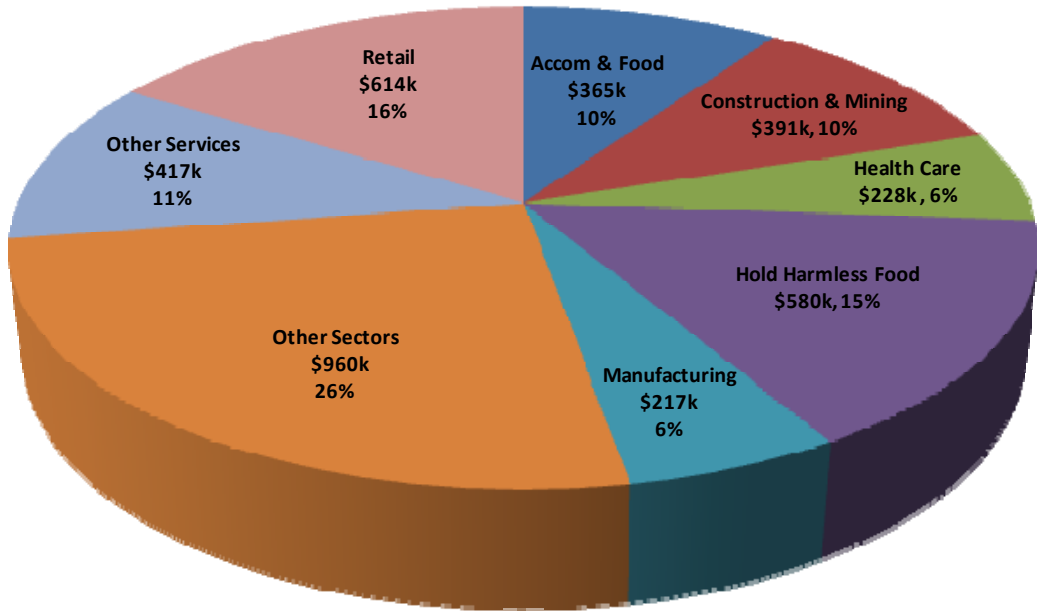
### 2019 GROSS RECEIPTS TAX RATES





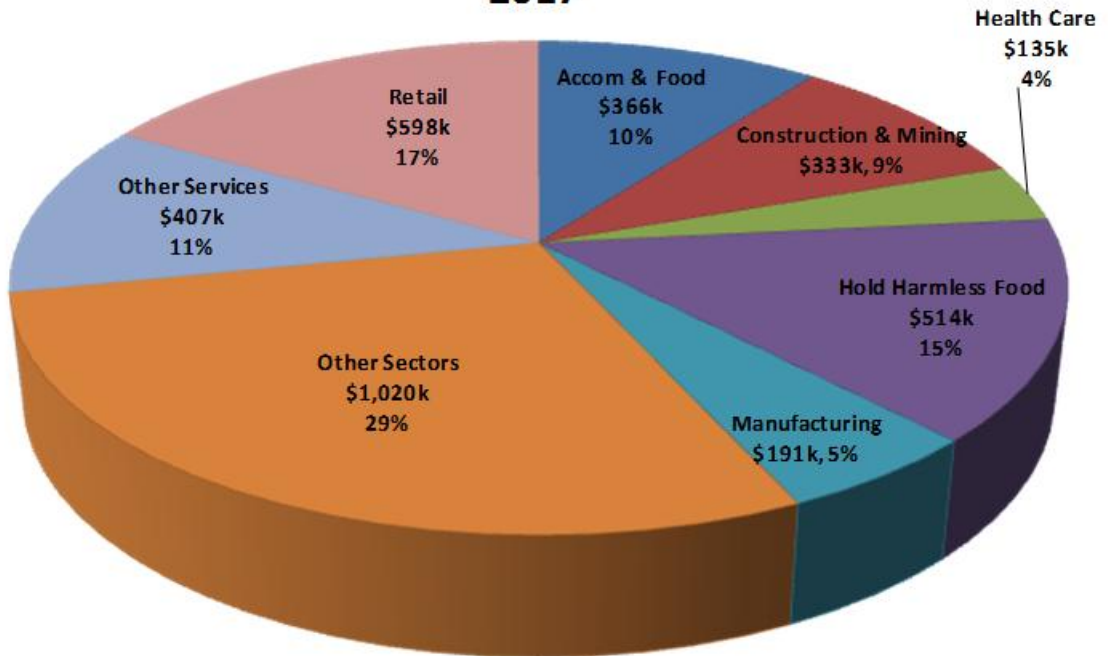
**2018 TOTAL GROSS RECEIPTS TAX REVENUE= \$3.77 MILLION**

**2018**



**2017 TOTAL GROSS RECEIPTS TAX REVENUE= \$3.57 MILLION**

**2017**



## PROPERTY TAX

In FY18, property tax collection represented 8.4% of the combined revenues in the General Fund. Property valuations are established by San Juan County; rates are established by the state, reviewed by the city and certified by the county in September annually.

The New Mexico constitution limits the amount of outstanding debt at 4% for General Obligations of Property Tax. Based on 2018 valuations, the maximum debt limit would be approximately \$5.12 million. The City currently has no general obligation debt.

2018 Valuations			
	City Rate	Valuation	Tax Proceeds
Residential	.004475	\$ 89,512,911	\$ 400,750
Non-Residential	.006873	\$ 37,660,352	\$ 258,840
Oil & Gas Production	.006873	\$ 805,227	\$ 5,534
Oil & Gas Equipment	.006873	\$ 156,666	\$ 1,077
Total		\$128,135,156	\$ 666,021

2017 Valuations			
	City Rate	Valuation	Tax Proceeds
Residential	.004391	\$ 87,903,045	\$ 385,982
Non-Residential	.006873	\$ 37,912,426	\$ 260,572
Oil & Gas Production	.006873	\$ 662,061	\$ 4,550
Oil & Gas Equipment	.006873	\$ 121,936	\$ 838
Total		\$126,599,468	\$ 651,942

Property tax rates assessed within the municipal boundary of the City also include tax increments for the State of New Mexico (debt), San Juan County, Aztec Municipal School District (operations and debt) and San Juan College (operations and debt). Total residential property tax rates in 2017 and 2018 are comprised of the following:

Year	Aztec	State	County	Schools	College	Total Rate
<b>2018</b>	4.475%	1.360%	6.700%	12.324%	3.992%	28.851%
<b>2017</b>	4.391%	1.360%	6.545%	12.312%	3.914%	28.522%

# Fire Department

## Responses & Volunteers

	<u>2018</u>	<u>2017</u>	<u>2016</u>
Total Calls	1,360	1,380	1,474
Volunteers	15	14	17

## Information Technology

### Network and WiFi System

	<u>2018</u>	<u>2017</u>	<u>2016</u>
PCs and Laptops	132	122	115
Servers	13	14	15
<u>Public Wi-Fi Hot Spots</u>			
Distinct Users	No Data	56,866	27,606
Daily Average	No Data	712	146
<u>City Wi-Fi Hot Spots</u>			
Distinct Users	11,681	3,482	1,110
Daily Average	771	225	3
Total Storage (Terabytes)	4.53	3.32	3.32

### Major Projects Completed

- Added New Cloud Storage Services.
- Added Airport Kiosk.
- New Airport Hangar / Ground Lease rates set.
- Continued to deploy new workstations.
- Added 2 New Fiber Customers.

### Employees

Full-time: 2



# Library

## Patrons

	<u>2018</u>	<u>2017</u>	<u>2016</u>
Active	6,381	2,806	6,845
New	816	1,094	904

## Collection

Material Items	35,018	37,468	34,439
Items Circulated	56,967	64,057	57,944
Fees	\$3,703.40	\$12,419.90	\$15,103.32
Reference Queries	2,686	3,211	1,963

## Facility Use

People Entering Library	66,488	72,596	82,052
Meeting Room	1,990	2,184	2,832
Study Room	250	110	97

## PC / Technology

Publicly Used PCs	25	25	25
Literacy Play Stations	2	2	2
Public Tech Sessions	27,128	29,124	39,138

## Programs and Events

Programs	418	345	317
Attendance	3,818	11,364	4,725

## List of Services

- Books, DVD movies, audio books, magazines, newspapers, e-books and e-audio
- Reference and information service
- Recreational and educational classes and programs for all ages
- Public Internet Access
- Public workstations equipped with latest MS Office software (2013)
- Free public access Wi-Fi
- Photocopying, Faxing, & Printing
- Three (3) meeting room spaces

## Employees

Full-time: 2  
Part-time: 3  
Volunteer Hours: 761

# Motor Vehicle Division

## Licenses and Registrations

<u>Transactions</u>	<u>2018</u>	<u>2017</u>	<u>2016</u>
ID Cards	503	423	497
Licenses	4,099	4,067	3,145
Learner Permit	269	277	293
Limited License	356	342	411
Senior Licenses	619	576	723
Road Tests	378	419	490
Motor Vehicle Record	226	*NT	*NT
Registrations	3,597	3,656	3,679
Titles	2,840	2,508	2,360
Boat Titles	50	57	52
Boat Registrations	25	41	33
Handicap Placards	239	NT	NT
VINs	769	759	780
Miscellaneous	1,375	975	901
<hr/>			
<i>Total Transactions</i>	15,345	14,100	13,364
Days Open	201	198	195
<i>Avg Customers/Day</i>	76	71	69

\*NT=Not tracked

## Employees

Full-time: 3.75

Part-time: 1

GENERAL FUND

# Municipal Courts

## Cases

	<u>2018</u>	<u>2017</u>	<u>2016</u>
Miscellaneous Cases Dismissed	788	1,081	987
Cases Deferred	216	160	217
DWI Convictions	22	55	44
Warrants Issued	468	716	811
Warrants Served	564	728	701
Criminal Summons	205	301	126
Community Service Hours	2,539	2,358	2,840
Traffic Citations	4,216	3,805	4,348

## Collections

Fines	\$276,417.88	\$260,096.61	\$299,783.90
Contempt Fees	\$984.70	\$17,170.48	\$42,299.98
Forfeitures	0	\$1,200.00	\$4,690.00
Correction Fees	\$74,491.75	\$63,625.60	\$79,401.00

All Categories Below Are Pass Thru To State Agencies

Judicial Education	\$11,124.00	\$8,963.60	\$11,440
DWI Intoximeter Fee	\$1,815.00	\$3,640	\$2,943
DWI Prevention Fee	\$1,691.00	\$3,226	\$2,318
Traffic Safety Fee	0	\$3	\$0
Court Automation Fee	\$22,254.00	\$19,115	\$22,900
Laboratory Fee	\$1,981.00	\$2,360	\$1,078

## Employees

Full-time: 1  
Part-time: 2

# Parks & Recreation / General Services

## Inventory

	<u>2018</u>	<u>2017</u>	<u>2016</u>
Parks / Special Use Areas	18 (156.2 acres)	18 (156.2 acres)	18 (242.8 acres)
Irrigated Areas	108 acres	108 acres	198 acres
Trails	16.4 miles	16.4 miles	16.4 miles
City Buildings & Structures	47	47	47

## General Services

Work Orders Processed	330	295	256
-----------------------	-----	-----	-----

## Recycling

Revenue from Recycling (Steel and Aluminum)	\$0	\$0	\$572.02
Recyclables Collected (Cardboard, paper, and plastics)	170 tons	27 tons	33 tons

## Park Reservations and Special Events

Revenue from Reservations	\$7,037	\$8,635	\$9,345
Park Reservations	317	274	293
Major Events Held	6	6	11

- |   |   |
|---|---|
| <ul style="list-style-type: none"> <li>• Antique Truck Show</li> <li>• Highland Celtic Games</li> <li>• National Night Out</li> </ul> | <ul style="list-style-type: none"> <li>• Not Quite 5K family Fun Run</li> <li>• Sparkles Event &amp; Santa Dash</li> <li>• WEBE Racing</li> </ul> |
|---|---|

## Recreation

	<u>2018</u> <u>Participants/Games</u>	<u>2017</u> <u>Participants/Games</u>	<u>2016</u> <u>Participants/Games</u>
Aztec Baseball	292 / 131	233 / 209	295 / 230
Aztec Roping Club	1,500 / 22	No report	1,276 / 22
Girls Fast Pitch Softball	830 / 34	897 / 80	910 / 55
Youth Football	150 / 36	123 / 38	172 / 36
Youth Soccer	350 / 148	277 / 265	280 / 170
WEBE Racing (Motocross)	200+	150+	700+
Revenue from Associations	\$8,071	\$7,361	\$7,247

## Major Projects Completed

- Rose Garden and RV Dump Station construction YCC
- Dredged Riverside Pond

## Employees

Full-time: 11 (general services / parks / custodians / recycling)  
Seasonal: 3



# Police Department

## Offenses

	<u>Solved</u>			<u>Pending/Inactive</u>			<u>Total</u>		
	2018	2017	2016	2018	2017	2016	2018	2017	2016
Homicide	0	3	0	0	0	0	0	3	0
Sex Offenses	12	10	7	2	4	8	14	14	15
Robbery	0	2	0	1	2	1	1	4	1
Assault and Battery	129	122	69	18	34	36	147	156	105
Burglary / B&E	14	13	5	29	33	64	43	46	69
Larceny	53	40	12	55	113	90	108	153	102
Auto Theft	8	4	4	11	4	10	19	8	14
Arson	0	1	1	0	0	3	0	1	4
CDP	25	24	12	46	76	69	71	100	81
DWI	40	81	50	1	0	0	41	81	50
Drug Offenses	102	101	82	2	0	4	104	101	86
Runaways	17	19	7	0	0	1	17	19	8
Warrants	144	98	99	0	0	0	144	98	99
White Collar Crimes	16	16	8	18	20	18	34	36	26
Other Offenses	297	224	174	21	32	43	318	256	217
<i>Total</i>	<i>857</i>	<i>778</i>	<i>530</i>	<i>204</i>	<i>318</i>	<i>347</i>	<i>1,061</i>	<i>1,076</i>	<i>877</i>

## Fiscal Value of Offenses

	<u>2018</u>	<u>2017</u>	<u>2016</u>
Total Stolen	\$173,596	\$132,964	\$288,188
Total Recovered	\$108,166	\$42,993	\$180,325

## Calls for Service

	2018	2017	2016
Incidents	8,173	8,660	9,571
Traffic Stops	5,885	5,679	5,472
Total	14,058	14,339	15,043

## Other Stats

	2018	2017	2016
Reports Taken	1,008	1,017	972
Citations	4,597	4,191	4,717
Juvenile Arrest	114	97	67
Adult Arrests	407	391	311

## Employees

Full-time Officers: 14  
 Full-time Staff: 2  
 Part-time Staff: 1



18<sup>th</sup> Year in 2018

## Community Events & Parades

### Community Events

- 5k Runs (2)
- Alien Bike Run
- Aztec Sparkles
- Chief's Coffee
- Clean & Safe
- Community Presentations
- Emergency Preparedness
- Fleeced by the Police
- Highland Festival
- Kids Fair

### Parades

- National Night Out
- Safety Audits
- Safe Treats
- School Sporting Events
- Echo Food Drive
- AHS Homecoming
- Antique Truck Show
- Founders Day
- Christmas Parade

## Boards

- San Juan Safe Communities
- San Juan County Safe School Task Force
- Region II
- Criminal Justice Training Center
- Vice President New Mexico Chiefs' Association

# Projects Management

## Geographical Information Systems (GIS)

- Review, edit and submittal of the Local Update of Census Addresses (LUCA) for 2020 Census.
- Development of Mountain Bike Trails and Water Recreation in the Four Corners Area.
- Development of the Great Road Trip Series for the Tourism office.

## Stormwater

Farmington, Aztec and San Juan County have formed a partnership in accordance with the new MS4 permit requirements. Future funding for stormwater projects require local partnerships.

## Addressing

	<u>2018</u>	<u>2017</u>	<u>2016</u>
New Address	4	6	9
<b>City Code Book, Policies, and Plans</b>			
Ordinances	18	13	4
Chapters Amended	1, 4, 5, 8, 14, 16, 25, 26, 31	2, 5, 11, 16, 17, 26	1, 2, 11, 22
Commission Policies	-	Amended	-
Personnel Policy	-	-	-
Safety Policy	-	Amended	Amended
Parks & Recreation Enhancement Plan	-	-	Amended
YCC Four Year Plan	-	Amended	-

## Special Projects

- Painting of the Four Corners Mural on north wall in the Visitor Center.
- Repair of the Memorial Garden Statue.
- Development of Ordinance & Resolutions database.
- Ramp/deck constructed for Animal Shelter.
- Removed graffiti and repaired murals underneath Ruins Rd and NM 516 bridges.

## Tourism / Visitor Center

- Development of Mountain Bike Trails in the Four Corners area. Includes maps and GPX files.
- Development of Water Recreation in the Four Corners area. Includes maps and listing of activities and amenities.
- Development of the Great Road Trip Series brochures for the Four Corners area. It includes Scenic Byways in each of the four states and various other fun road trips. Total of 20 brochures.
- Updated all of the on-line brochures and document to have a consistent look.

## Web Sites

Maintenance of four (4) web sites for the City:

	<u>Pages</u>	<u>PDF</u>	<u>Images</u>	<u>GPX Files</u>	<u>Docs/Xcell</u>
Government <a href="http://www.aztecnm.gov">www.aztecnm.gov</a>	107	952	181	0	0
Tourism <a href="http://www.aztecnm.com">www.aztecnm.com</a>	400	514	2,323	58	0
Library <a href="http://www.azteclibrary.org">www.azteclibrary.org</a>	29	16	18	0	0
Kiva City Intranet	46	671	118	0	23
<i>Total</i>	<i>582</i>	<i>2,153</i>	<i>2,640</i>	<i>58</i>	<i>23</i>

## YCC Program

Oversaw the implementation of the YCC project at Minium Splash Park and Memorial Rose Garden. See YCC section for details.

## Employees

Full-time: 3 = Dept Head (1) GIS (1) Visitor Center Supervisor (1)  
Part-time: 1 (Visitor Center)

# Public Works

## Projects Completed

### Airport

- Hauled Soil and Asphalt Piles to the Landfill

### Drainage and Stormwater

- Repaired Pollard Road Culvert at Blanco Arroyo
- Redirected Stormwater from Pollard Road Directly to Blanco Arroyo
- Poured Concrete Curbs and Ramps on Pioneer to Direct Stormwater
- Implemented Stormwater Management Activities at the Wastewater Treatment Plant (WWTP) per EPA
- Removed Culvert at CR 3002

### Irrigation

- Designed Hilltop Road Ditch Culvert Replacement
- Replaced Irrigation Piping on White Avenue

### Streets

- Repaired Damaged Block Wall at Blanco and Pollard
- Repaired Money Saving Bridge Walkway
- Cleared and Trimmed Trees and Weeds from City Rights-of-Way
- Purchased and Installed 60 Street Name Signs
- Re-painted Crosswalks Near the Schools and Around Town

### Wastewater

- Replaced 1,075 Feet of Sewer Pipe in Church Alley
- Installed New Pump in Wastewater Pump Station
- Jetted and Cleaned 35,200 Feet of Sewer Pipe
- Installed a New Manhole at 300 NE Aztec Boulevard
- Repaired Sewer Service at 410 S. Church Street
- Replaced 12-inch Air Piping in North Treatment Train at WWTP
- Repaired Diesel Transfer Pump, and No. 1 Blower Seal at WWTP
- Replaced Airlift Pumps on the Final Sand Filters at WWTP
- Treated 160.9 Million Gallons in 2018 at the WWTP

### Potable Water

- Installed Water Service to the Solar Panel Field for Panel Washing
- Installed 500 Feet of 6" PVC Pipe on Hilltop Rd. and Riverview Dr.
- Installed New 6-Inch Valve by Aztec Dormitory
- Installed New Meter Between Aztec and Bloomfield
- Repairing Shaft in Ditch Supply Pump
- Implemented Improvements to Increase Flow in Water Treatment Plant Nos. 1 and 2
- Refurbishment of Water Treatment Plant No. 4 Filter and the 16" Backwash Valves for Water Treatment Plant Nos. 3 and 4
- Improved SCADA System at the Upper East Finished Water Storage Tank
- Treated 363.8 Million Gallons in 2018 at the Potable Water Plant

## Call Outs

	<u>2018</u>	<u>2017</u>	<u>2016</u>
After Hour Calls	91	44	59
Irrigation Call Outs	14	Not recorded	31
Line Locates	490	524	668
Sewer Plug Removals	35	35	42
Sewer Pipe Repairs	1	-	-
Water Call Outs	32	63	88

# Senior – Community Center

## Patrons

	<u>2018</u>	<u>2017</u>	<u>2016</u>
Active Clients	514	647	502
Congregate Meals	13,255	12,240	10,882
Home Delivery Meals	24,763	27,079	24,772
Revenue from Meals	\$23,868.14	\$24,117	\$27,171.84
Assess/Reassessments	419	647	586
AARP Tax Calls	1196	794	653
Transports	2509	2,141	1,626

## Senior Activities (Participants)

Exercise	178	1,152	1,650
Dominoes	539	849	765
Billiards	752	862	647
Bingo	503	756	577
Pinochle	172	261	281
Blood Pressures	68	182	110
Better Breathers	N/A	N/A	57
Hair Cuts	48	57	31
Jam Session	270	257	33
Seniors Zumba	N/A	N/A	161

## Community Activities (Participants / Hours)

Thanksgiving Dinner	300+	180+	120+
Christmas Dinner	200+	300+	200+
Breakfast	N/A	75	50 (1x)
Bountiful Baskets	N/A	N/A	280hrs
Church/Bible Studies	1100	351	0
Dance Team	1,150hours	2,481hours	1,280hrs
Mahjong	N/A	59	0
Rabies Clinic	233/809	567	338
Flu Vaccinations	54	55	567
SCA, VIP Luncheon,	N/A	N/A	0
4H and Scouts	314	240	120
Craft Fairs		211+	377

## Special Events (Individual or Group Use of Center)

Revenue from Rental	\$3,365	\$2,780	\$3,320
# of Special Events	879	215	165

## Employees

City Full-time: 2 (Director & Head Cook)  
 City Part-time: 1 (Admin Assistant)  
 Northwest New Mexico Seniors Inc:  
 Part-time: 2 Drivers/1 Kitchen Assistant  
 Senior Community Service Employment Program : 4 Trainees  
 3 Office Aides/1 Driver  
 TNAF: 1 Office Aide  
 Volunteers: 3157.5 hours

## Facility Upgrades

- Carpet Office & Pool Room
- Flooring Storage Room
- Main Room Floor Waxing
- Roof replacement
- LED lights throughout
- Paint Directors Office
- 3 Computer Stations
- Exercise Equipment
- Alarm System Upgrade
- Sound System Replacement
- 2 Vans

## New Additions

- Tea Bar

## Outreach Programs

- 3rd Annual Steamers and Dreamers
- 3rd Year AA Unity Group
- Assistance to 5 Needy Families
- Clothes sharing with Senior Living Facilities

## Staff

- Director & Kitchen Supervisor  
Food Handling Certified
- Active member of the Adult Protective Disciplinary Team
- 2<sup>nd</sup> Place in Christmas Parade

## Good Neighbors Deeds

- Yard Cleanup/Elderly.
- Stocking a food pantry (Pansa Lena).
- Clothes sharing with needy families of the Community.
- Cemetery Clean Up
- Cat Food to Needy Family
- Helped move a Senior
- Donated Food to PATH
- Spending Time with Senior on Hospice
- Provided Face Painting/Cookies on National Night Out

## Events

- Steamers and Dreamers
- Ship Shape Fitness Rally
- Christmas/Thanksgiving Community Dinners
- Gun Show x 2
- Holiday Craft Show
- Rabies Clinic
- Mothers Day Tea/ Fathers Day BBQ



# Tourism / Visitor Center

## Visitors

	<u>2018</u>	<u>2017</u>	<u>2016</u>
Walk-Ins	3,184	3,470	3,760
Phone Inquiries	866	862	862
International Travelers	17 Countries	17 Countries	28 Countries
Top 4 Countries	France (36) Canada (26) Germany (24) United Kingdom (14)	Canada (48) Germany (24) France (18) United Kingdom (16)	Germany (56) France (35) Canada (25) United Kingdom (20)
USA Travelers	49 States	50 states	47 States
Top 4 States	Colorado (220) New Mexico (143) Texas (107) Arizona (82)	Colorado (282) New Mexico (175) Texas (120) California (89)	Colorado (266) Texas (139) New Mexico (132) California (106)

## Aztec Brochure Distribution

Local Businesses	4487	2,710	1,650
NM Visitor Centers	1000	0	2,500
Sent to Travel Shows	1400	600	0
Aztec Ruins	1400	1,000	1,800
Fun & Games Distribution	11,800	6,200	8,200
Certified Distribution	43,000	12,600	13,400
Durango Airport	1000	1,000	1,200
Aztec Airport	25	50	135
<i>Total</i>	<b>64,112</b>	<b>24,160</b>	<b>28,885</b>

## Requests for Additional Information (Magazines/Internet)

Sunset	0 (Discontinued)	473	772
True West	0 (Discontinued)	197	66
Grand Circle	1,737	1,028	1,408
<i>Total</i>	<b>1,737</b>	<b>1,698</b>	<b>2,246</b>

## Informational Bags

	2,667	2,522	3,099
Informational bags contain Aztec & Arches Brochures, Aztec Fun Map, Stay & Play Brochure, Postcard and Pens.			

## Sales

Visitor Center Store	934.67	\$802.69	\$845.64
Geo-Tourism Maps	2 (\$25.76)	0	2 (\$25.76)
Arches/Regional/Bisti Maps	53 (\$265.)	32 (\$265)	29 (\$290)

## Facebook

End of Year Total	2,885	2,548	2,290
Increase By	337	258	307

## Major Achievements


- Became a Grand Circle Board Member (three year commitment)
- Attended two Regional Tourism Economic Summits
- Implemented working with other communities in area (Turley, Cortez, Durango, & Ignacio).
- Developed Road Trip Brochures
- Attended IPW show (for Tour Operators from around the world)
- Hosted 4<sup>th</sup> Graders and handed out History Book to over 200 students and used our Media presentation videoed previous year with Marilu Wayborne.

# Youth Conservation Corp (YCC)

**Project 1. Shade Structures and Concrete Work at Splash Park**  
Construction and installation of shade structures in front of Splash Park, concrete decking under structures and between splash park and playground, installation of new wood mulch in playground.

**Project 2. Memorial Rose Garden and RV Dump Improvements**  
Construction of RV ramp, new curbing, removal of old landscape and installation of new landscaping, trenching for new electrical system for new street lights around memorial, installation of new irrigation for new trees and rose bushes, painting of curbs and bollards, installation of bench.

**Alternate Project 1. Rio de Animas Park Improvements.**  
New trail construction and repair of main bridge trail.



GENERAL FUND



# Electric Department

## Electric Customers

	<u>2018</u>	<u>2017</u>	<u>2016</u>
Residential Customers (In City)	1,932	1,916	1,915
Residential Customers (Out of City)	12	13	13
Multi-unit Customers	733	732	729
Commercial Customers	363	380	379
School facilities	30	30	30
City Facilities	67	68	70
Solar Powered Customer	4	4	4
<i>Total</i>	<b>3,141</b>	<b>3,143</b>	<b>3,140</b>
New Services Installed	7	7	10
Meters Read <sup>1</sup> (each month)	6,003	5,990	5,979
Disconnect Notices <sup>1</sup>	3,589	3,606	4,137
Disconnect Notices (average/month)	300	300	345
Work Orders <sup>2</sup>	3,910	3,759	3,827

## Major Projects Completed

- Changed out 51 Street lights to LED.
- Overhead to underground rebuild at Senior Center / VFW alley.
- Electric vehicle charging station at City Hall.
- Rose Garden Memorial lighting as part of YCC project.
- Installed 15,000 feet of fiber optic cable throughout city.
- Navajo Dam Road 3 phase extension to water tank
- New LED interior lighting in City Hall complex, Library, Water Plant, Waste Water Plant, Electric Admin, Electric Warehouse and Animal Shelter.
- Installed video cameras at Motor Vehicle, Animal Shelter and Utilities office.

<sup>1</sup>Meters read, disconnect notices includes both electric and water meters which is done by the Electric Department.

<sup>2</sup>Service work orders include service connects, turn on water service by electric meter technician, customer requests for billing re-reads, meter tests, yard light repair, new account read on, final bill read off and new service installations for water and electric.

## Electric Infrastructure

Electric Power Poles	1,986	1,986	1,994
Street Lighting Poles	361	355	354
Transformers	697	697	700

## Electric Distribution

	<u>2018</u>	<u>2017</u>	<u>2016</u>
Kilowatt Hours Purchased	43,825,330	42,169,408	44,817,938
Kilowatt Hours Sold	42,876,420	43,810,062	42,967,062
Line Loss	2.2%	1.3%	4.13%

## Aztec Solar Facility

	<u>2018</u>	<u>2017</u>
Kilowatts Generated	1,958,755	2,199,175
Lifetime Generation	4,899,326	2,940,571

## Employees

Full-time: 8

# Utility Administration

## Utility Revenues and Payments

	<u>2018</u>	<u>2017</u>	<u>2016</u>
Utility Revenues Collected	9,922,855	9,632,535	\$9,889,444
Payments Collected/Processed	41,768	41,201	42,991
Accounts turned over to Collection	244	230	224
Customer Visits	26,724	24,277	24,338
Payment by Mail	11,763	11,903	12,203
Payments by Drop Box	5,344	6,073	5,945
Payments by Aztec Website	3,631	3,022	2,643
Payments by Credit Card	3,239	3,784	5,904
Payment Arrangements	2,359	2,106	2,064
Utility Assistance Program (UAP)	\$18,333	\$8,498	\$12,716
UAP Customers	59	41	54
Service Work Orders	72,036	3,759	3,827
Final Bills Processed	3,910	798	897
New Customers	801	419	412
Disconnect Notices Prepared	539	3,806	4,137
Disconnect Notices (ave/month)	3,589	317	345



### Trash Services

Customers Billed (Commercial)	300	296	274
Customers Billed (Residential)	2,566	2,561	2,591

### Business Licensing

Revenues	\$20,615	\$20,675	\$22,540
Business Renewal Licenses	549	556	562
New Business Licenses	82	69	82
Liquor Licenses	9	8	8



### Customer Service

Inbound & Outbound Phone Calls	12,542	12,386	12,099
--------------------------------	--------	--------	--------

### Monthly Billing

<u>Service Type</u>	<u>Avg # of Services</u>	<u>Avg Consumption</u>	<u>Unit</u>	<u>Average \$</u>
Electric	3,146	3,549,811	kWh	\$431,349
Water	2,629	35,921	1000's Gallons	\$152,707
Waste Water	2,641	17,403	1000's Gallons	\$102,608
Solid Waste	2,914	2,615/299	Resid/Comm Containers	\$56,655

### Employees

Full-time: 2.75  
Part-time: 1



# Water & Wastewater

## Water System

	<u>2018</u>	<u>2017</u>	<u>2016</u>
Residential Customers (In City)	1,879	1,880	1,870
Residential Customers (Out of City)	257	254	258
Multi-unit Customers	669	671	660
Commercial Customers	253	274	272
Commercial Bulk Water	15	12	22
Residential Bulk Water	25	28	29
School facilities	27	27	26
City Facilities	38	38	38
Wholesale Customers	3	3	3

---

<i>Total</i>	<b>3,166</b>	<b>3,190</b>	<b>3,178</b>
--------------	--------------	--------------	--------------

New Services Installed	7	7	5
------------------------	---	---	---

## Wastewater System

Residential Customers (In City)	1,695	1,696	1,682
Residential Customers (Out of City)	1	1	1
Multi-unit Customers	663	665	660
Commercial Customers	225	237	246
School facilities	20	19	19
City Facilities	18	18	18

---

<i>Total</i>	<b>2,622</b>	<b>2,636</b>	<b>2,626</b>
--------------	--------------	--------------	--------------

New Services Installed	0	1	4
------------------------	---	---	---

## Major Projects Completed

### Water

- Bladder Tank Pump Station SCADA.
- Back Wash Pumps for the #2 plant backwash carriage.
- Installation of #5 pump VFD.

### Wastewater

- New outfall sewer line completed.

## Aztec Sparkles

# Aztec Sparkles Christmas Festival



### Parade Float Contest

**1<sup>st</sup> Place:** Inspire Dance Academy

**2<sup>nd</sup> Place:** The Potter's House - Farmington, NM

**3<sup>rd</sup> Place:** City of Aztec Employee Association

# Aztec Sparkles Lighting Contest



### Week #1 Winners

Commercial: The Vintage Mirror Salon (108 N. Main Ave)

Residential: 905 Mountain View Dr (Tony and Phylicia Rohde)

### Week #2 Winners

Commercial: Aztec Feed Store & Supply (216 S. Main Ave)

Residential: 1011 Rio Hondo Rd (Andrew & Heather Ekhoff)

### Week #3 Winners

Commercial: Kare Drug (100 Llano St)

Residential: 800 Anasazi Dr (Misty Stevens)

### Week #4 Winners

Commercial: Ruins Rd RV Park (316 Ruins Rd)

Residential: 706 French Dr (Ken & Delain George)

# Contact Us

Administration / City Hall	<i>City Manager</i> Steve Mueller	334-7606 smueller@aztecnm.gov
	Karla Saylor <i>City Clerk/Personnel Administrator</i>	334-7603 ksaylor@aztecnm.gov
Animal Care and Control	Tina Roper <i>Director</i>	334-7678 troper@aztecnm.gov
Community Development	Steven Saavedra <i>Director</i>	334-7605 ssaavedra@aztecnm.gov
	Andrew Camillo <i>Code Compliance Officer</i>	334-7697 acamillo@aztecnm.gov
Electric Department	Ken George <i>Electric Director</i>	334-7665 kgeorge@aztecnm.gov
Finance	Kathy Lamb <i>Finance Director</i>	334-7653 klamb@aztecnm.gov
Fire Department	Kevin Simpson <i>Fire Chief</i>	334-1180 (administrative) ksimpson@aztecnm.gov
Information Technology	Wallace Begay <i>IT Director</i>	334-7688 wbegay@aztecnm.gov
Library	Angela Watkins <i>Library Director</i>	334-7657 awatkins@aztecnm.gov
Motor Vehicle Division	Delain George <i>MVD Director</i>	334-7691 dgeorge@aztecnm.gov
Municipal Courts	Carlton Gray <i>Municipal Judge</i>	334-7640
Parks & Recreation / General Services	Jeff Blackburn <i>General Services Director</i>	334-7664 jblackburn@aztecnm.gov
Police Department	Mike Heal <i>Chief of Police</i>	334-7620 (administrative) mheal@aztecnm.gov
Projects Management	Edward Kotyk <i>Special Projects Manager</i>	334-7689 ekoty@aztecnm.gov
	Wilann Thomas <i>Visitor Center Supervisor</i>	334-9551 goaztec@aztecnm.gov
Public Works / Water & Wastewater	Stephen Morse <i>City Engineer-Public Works Director</i>	334-7661 smorse@aztecnm.gov
Senior-Community Center	Cindy Iacovetto <i>Director</i>	334-7617 ciacovetto@aztecnm.gov
Utility Customer Service	Delain George <i>Director</i>	334-7670 dgeorge@aztecnm.gov

- Aztec Government: [www.aztecnm.gov](http://www.aztecnm.gov)
- Aztec Tourism: [www.aztecnm.com](http://www.aztecnm.com)
- Aztec Library: [www.azteclibrary.org](http://www.azteclibrary.org)
- Like Us on Facebook: [www.facebook.com/aztecnewmexico](http://www.facebook.com/aztecnewmexico)
- Register to be Informed: [www.nixle.com](http://www.nixle.com)

